



CORNERSTONE PLACE NEWSLETTER



CORNERSTONE COMMUNITY GARAGE SALE

APRIL 22, 2023

8 AM to 1 PM

START GOING THROUGH YOUR HOUSE AND GARAGE!
This is a great opportunity to do some Spring Cleaning.

NEWSLETTERS ONLY AVAILABLE ONLINE

Here is another reminder about the Newsletter. You will not be getting it delivered anymore. It is on the website.. We are doing this to save you money. Important event reminders will also be posted on Nextdoor. Please take the time to go to www.cornerstonesub.org once a month to check for a newsletter to know what is going on in your community.

FIRE ANT WEEK!

Spring Fire Ant week is March 12 to 18. Please cooperate and take care of your lawn—be rid of fire ants. If everyone participates, we will be a fire ant free subdivision. Please participate even if you missed the above date.



What's Inside

- Yard of the month/Security Report Page 2**
- Recommended Tradespeople Page 3**
- Editorial Page 3**
- President's Letter Page 4**
- Services available to residents..... Page 5**
- Resident Business Cards Page 6-7**
- Home Advantage Article Page 8**

NEXTDOOR.COM

We have 305 members who have joined. **It is free**, and it is a good way to learn what is going on in your neighborhood and the surrounding neighborhoods. Please think about joining. Cornerstone has placed some information for its residents on Nextdoor.com, and it is using Nextdoor.com to announce events and more. Our membership there is increasing all the time!

YARD OF THE MONTH FOR MARCH



**22514 Cove Hollow Drive
The Chittwood Family
GREAT JOB!**



Yard of the Month is sponsored by Enchanted Gardens nursery. The winners will receive a \$25.00 gift card from them. They are located at 6420 FM 359 in Richmond, TX. Phone 281-341-1206. CLOSE TO HOME! They have beautiful flowers. The workers are experienced, very knowledgeable about plants and flowers, and all are very helpful.

Cornerstone Security Report

Sargent Howard reported an incident in Creekstone where shots were fired, and in a possibly related incident, one or more shots were fired from the greenbelt on Highland Knolls. One bullet came through the fence, striking a house on Kent Falls. No injuries were reported from these incidents. Authorities are investigating, and they would like any information you can provide. He urged homeowners to be vigilant for unknown persons or vehicles in the neighborhood.



Removing valuables from vehicles and front yards and securing houses and cars provides the best protection for your property. Remember to stop behind a school bus when its red lights are flashing. If you are going the opposite direction, you must stop in front of the bus unless there is a raised median between you and the bus.

RECOMMENDED TRADESPEOPLE!

Tony and Marlene Adams of Kent Falls Drive are using Derrick Hensley again for some Honey Do Jobs. This month, we are using Derrick for some other jobs. The service is great, the price is right, and Derrick is dependable and honest. Now Derrick is busy doing some backyard work for us.



Contact Derrick Hensley at DMH Services at 832-627-6350. You will be pleased.

Let us know if someone has done good work for you—we will add them here.

FRONT YARD CLEANUP AND PLANTING

This is the time of year when we cut back all the dead limbs and rake the flower beds to make those beautiful front yards for which Cornerstone Place is famous.

The Home Owners Association (HOA) is doing its part. A new landscaping company is improving the common areas of the subdivision.

We are looking at front yards to ensure that they meet the standards set by the Deed Restriction Covenants. We will be looking for overgrown shrubs, untrimmed lawns, visible trash or trash cans, and any other items that may lower your home’s curb appeal. If you get a letter on this topic, keep in mind that we are trying to help you increase the value of your property.

We are still offering a \$25 Gift Card each month to the nicest front yard in the neighborhood.

CORNERSTONE PLACE NEWSLETTER

Editor: Marlene Adams

Copy Proofing: Phyllis George

Phone: 281-693-0207

E-mail: cornerstonesub@cs.com

Web Site: www.cornerstoneplace.org

THE CORNERSTONE NEWSLETTER IS PUBLISHED BY THE CORNERSTONE PLACE COMMUNITY ASSOCIATION, A 501(c)3 ORGANIZATION. IT IS THE POLICY OF THE NEWSLETTER TO ACCEPT ARTICLES OF INTEREST TO THE COMMUNITY FROM OUTSIDE SOURCES AS WELL AS FROM NEWSLETTER STAFF. VIEWS EXPRESSED IN PUBLISHED ARTICLES ARE THOSE OF THE WRITER AND DO NOT CONSTITUTE AN OPINION OR ENDORSEMENT BY THE NEWSLETTER OR BY THE CORNERSTONE PLACE ASSOCIATION.

CORNERSTONE PLACE COMMUNITY ASSOCIATION

C/O IRWIN COMMUNITY MANAGEMENT

P.O. BOX 6544


KATY, TX 77491

PHONE: 281-392-2484

FAX: 281-392-1488

EMAIL: jirwin@irwin-mgt.com

PROPERTY MANAGER: JOHN IRWIN



President's Letter

March is off to a great start. Record high temperatures have all the flowers and trees waking up at once. Bugs are not to be outdone, so it is time to treat for fire ants and for other spring pests. If you have not trimmed back shrubs and trees, now is the time to do it.

We also decided on a schedule of events for 2023.

- ⇒ Spring Garage Sale—April 22.
- ⇒ Pool opening on weekends, starting May 7
- ⇒ Memorial Day Picnic—May 29
- ⇒ July 4th—Pool Splash Day
- ⇒ Texas Night-Out against Crime—Date to be announced
- ⇒ Halloween Pizza Party & Decoration Contest
- ⇒ Christmas Holidays—Decoration Contest
- ⇒ There is also our **Yard of the Month** contest which lasts all year long.

We welcome any thoughts and suggestions you have regarding these events, and for additional community activities. Just remember—you must be willing to help put on new events. We can't do them without your support.

If you still have not paid your assessment for 2023, you are now subject to additional costs for penalty and interest. If you are having financial problems, please call John Irwin. We need every homeowner to contribute in order to meet our operating budget and to perform the community services you require. But we are willing to work with you to minimize the impact on your finances. Don't wait. The sooner you call, the less it will cost you.

Trees in front of homes and ground movements are shifting sidewalks and driveway slabs. You are responsible for maintaining all the sidewalks (including the one along the street) on your property. If you have a significant rise from one slab to the next and someone trips on your property, you could be sued. It's now a little easier to repair some raised slabs by having them professionally leveled instead of replaced.

Finally, please remember that it is illegal to park on the street facing traffic. Always park so the passenger side is near the curb.

Tony Adams
Board of Directors

Want to read the newsletter on your cell phone?

Just scan this QR Code with your phone.



Angels on Earth Caregivers-Katy We Truly Care



Compassionate & Affordable Senior Care

- * Companionship
- * Activities
- * Compassion and understanding
- * Helping with walking and getting in and out of bed
- * Preparing and serving nutritional meals
- * Light house keeping; laundry/ironing and changing of linens
- * Medication reminders
- * Running errands and grocery shopping
- * Transportation to appointments
- * Respite care
- * Hygiene and grooming assistance

We truly hope that you will keep this information and think of Angels on Earth Caregivers if you have a family member or friend that would like to maintain their independence at home.

Angels on Earth Caregivers-katy
Located in Katy, Texas
281-413-1347
Call 24/7
email: aokaty@outlook.com

We keep seniors independent!



FLAGS ACROSS AMERICA!

My name is Finn Kristensen, Scout Troop 608. Thank you for your interest in **FLAGS ACROSS AMERICA**. **FLAGS ACROSS AMERICA** is a patriotic service that my Troop provides to help fund my Scouting experience. The Flag subscription is \$35.00 a year, and it includes 7 flag holidays:

- ◆ Presidents Day 3rd Monday in February
- ◆ Memorial Day Last Monday in May
- ◆ Flag Day June 14
- ◆ Independence Day July 4
- ◆ Labor Day 1st Monday in September
- ◆ Veteran’s Day November 11

THE FLAGS WILL BE PLACED IN YOUR FRONT YARD PRIOR TO THE ABOVE HOLIDAYS AND TAKEN DOWN AFTER.

PLEASE CONTACT ME AT DANTHOK@GMAIL.COM IF YOU ARE INTERESTED IN THIS SERVICE.

These are services being performed by Cornerstone Place residents. We thought they might be of interest to you.

It would be great if everyone takes advantage of the Flags Across America campaign to show our community support for our country on these special days.

SERVICES OFFERED BY YOUR NEIGHBORS

Tina Yeriazarian
REALTOR®



CHAMPIONS
REAL ESTATE GROUP

Email: TinaYeri@gmail.com
www.ShopYourNextHome.com

Cell: 281.923.2658 • Fax: 713.422.2415
2840 Commercial Center Blvd., Suite 104
Katy, Texas 77494



HENSON
HOME INSPECTIONS

403 W. Grand Pkwy S, Ste. F-108 • Katy TX 77494

Max E. Henson
Professional Home Inspector
License # 21176

Cell: 505-550-5981
Office: 281-346-7699


mrmx100@aol.com
hensonhomeinspections.com



ELIZABETH ROZIER

Phone: 281-395-0680
Fax: 281-231-2494
Elizabeth@RozierTeam.com

Keller Williams Realty Katy
22762 Westheimer Pkwy, Ste. 430
Katy, TX 77450



COLDWELL BANKER
REALTY

Patti Lacy
REALTOR®

713-859-5995

Patti@PattiAnnLacy.com
www.PattiAnnLacy.com

3333 S. Mason Rd.
Katy, TX 77450

Patti Lacy
REALTOR®



BARBARA ROZIER
GRI, CRS, ABR


Phone: 281-395-0680
Fax: 281-231-2494
Barbara@RozierTeam.com

Keller Williams Realty Katy
22762 Westheimer Pkwy, Ste. 430
Katy, TX 77450



Bubba's
Powerwashing
Service

Dick Habada
P: 832-215-5336



DAVID ROZIER
Broker Associate
MBA, GRI, CRS, ABR

Phone: 281-395-0680
Fax: 281-231-2494
David@RozierTeam.com

Keller Williams Realty Katy
22762 Westheimer Pkwy, Ste. 430
Katy, TX 77450



ValGua Construction
Roofing

Jesus Valderrama **281-808-9106**

If you are a resident, we can put your business card in the newsletter to give you some free advertising. Please do not forget to give me your new business cards when you update them. I am trying really hard to keep this page as up-to-date as I can. This is possible only if you give me your newest information. Thanks! *Marlene*

HCC SERVICES
 AIR CONDITIONING & HEATING
281-398-8199
 RESIDENTIAL & COMMERCIAL

Erik TACLBI7115
 20602 Hannington Ln.
 Katy, TX. 77450

Grish TACLBI0711
 Fax 281-646-0508
 mail@hccmechanical.com

TAG STAFF

Cheri Cross
 Managing Director
 TAGSTAFF LLC

Cell: 832-419-1299
 Email: Tagstaff@outlook.com
 www.Tagstaff.net

YOU Believe It ... WE Achieve It!

281-865-3580
 BRANDON PITTS
 BPITTS2000@YAHOO.COM
 @BSWIPT2000_

Loyd L. Henderson
 REALTOR®

REALM
 Real Estate Professionals

Cell: 281-639-1497
 Office: 281-598-5800
 Fax: 281-377-7271
 loyd.henderson@comcast.net
 www.realmpro.com

24044 Cinco Village Center Blvd., Ste. 150
 Katy, TX 77494

GOOD PEOPLE DOING THE RIGHT THING!
 Each Office Independently Owned and Operated.

Angels on Earth Caregivers-Katy



Lisa Hill
 Serving Katy / Cinco Ranch

Office: 281-413-1347
 email: aoekaty@outlook.com

Hill Fence

John J. Hill
 Office: 281-777-8889
 Serving Katy and surrounding areas

hillfenceandlandscape@gmail.com
 www.katyfence.org

John W. Warner (Owner)
 1903 Ash Forest Drive
 Katy, TX 77450

EnThused Designs
 Web: <http://www.enthusededesigns.com>

Email: jwarner28@comcast.net
 Phone: Home (281) 392-1860 or Cell (713) 501-8368

If you are a resident, we can put your business card in the newsletter to give you some free advertising. Please do not forget to give me your new business cards when you update them. I am trying really hard to keep this page as up-to-date as I can. This is possible only if you give me your newest information. Thanks! *Marlene*

The Home Advantage by David and Barbara Rozier

Where You Can Add Shelves in Your Home

Finding storage solutions can be one of the most frustrating parts of homemaking, especially when you are working with smaller spaces. When you need more room, especially for decorating then adding shelves to your living space may just be the fix you have been searching for. And in most cases, these installations should also be pretty simple to do yourself. Here are a few places to consider adding shelving.

Above or below the TV
Adding a shelf around your television can help you create an entertainment center for the few smaller components without having to purchase a separate piece of furniture for them.

Laundry room

If the configuration of your washer/dryer allows for it, shelves above your appliances can create space to store laundry items and household products.

Above doors

If there's a bit of space left above any door frame, that's a prime spot to install a shelf, especially in a closet or utility room.

Above your bed

Shelves above your bed can be an easy way to add a fun design element to the room.

Thank goodness we don't live in an area of the country that is prone to earthquakes.

Above kitchen cabinets

It often feels like there's never enough storage space in the kitchen. Originally many of the homes in Cornerstone Place had 30" upper kitchen cabinets. If you have not remodeled your kitchen with 42" upper cabinets and they don't go all the way to the ceiling, try breaking that space up with shelving.

Removing Mold from Your Shower

You probably already know that your bathroom is the perfect place for mold to grow, especially in humid Houston TX. Thanks to the recurring moist and humid environment around the drains, tiles, grout and other hidden corners in your bathroom, there could very well be mold growing without you even realizing it. The main purpose for the exhaust fan in your bathroom is not for "fumigation". It should be used during bath/shower time to eliminate as much steam and moisture as possible. This will lessen the mold—growing opportunities.

When inhaled, the spores produced by mold can cause respiratory issues, skin ailments and headaches. If you notice mold growing on your subflooring or drywall, you'll need to hire a professional. However, if you can see the mold, you may be able to

remove it yourself. Here's how you can get it done.

Using Bleach

Create a mixture that is two parts water and one part bleach, and spray the affected area. The mold should begin to fade after the solution sits for 10 minutes. Use a coarse sponge, brush or toothbrush to scrub the remaining mold away. Remember to allow for proper ventilation when working with bleach (i.e. exhaust fan).

Using Borax

Mix one cup of borax with one gallon of warm water. Spray some of the solution on the affected area, and use a brush or sponge to get rid of the mold stains.

Using White Vinegar

Spray white vinegar directly on the affected area, and let it sit for 10 minutes. Wipe the solution away with a sponge or rag.



David and Barbara are Realtors® with Keller Williams Realty in Katy and live on Kent Falls Dr. in Cornerstone Place